

# CLAUDE



## Activity Pack



**Meet  
Claude -  
no ordinary  
dog!**



# HOW TO DRAW... CLAUDE.



**STEP 1:**

Eat the biscuit



**STEP 2:**



**STEP 3:**

(It's ok to scribble here)



**STEP 4:**



**STEP 5:**



**STEP 6:**

Use your nice RED pencil crayon



**STEP 7:**



**STEP 8:**



TOP TIP:  
Claude's tail looks like he has  
half a banana stuck to his bottom!

**STEP 9:**

Do some jolly colouring in!



**STEP 10:**

Don't forget his eyebrows!



NOW HAVE ONE OF SIR BOBBLYSOCK'S LONG LIE DOWNS



# CLAUDE

Alex T. Smith

## In the Country

Colour in this funny picture of Claude and his new friend from the country!



**Read all the books in the series**



# CLAUDE

Alex T. Smith

## In the Spotlight

When Mr and Mrs Shinyshoes go out to work, Claude decides to have an adventure with his friend Sir Bobblysock. Together they go to lots of places: the museum, the theatre, a café ...

Draw a picture of your favourite place to go.



**Read all the books in the series**





# CLAUDE

Alex T. Smith

## On the Slopes

These 10 words or names are all connected with *Claude on the Slopes*. How many of them can you find? Words can run from side to side, up and down, or diagonally. Good luck!










SNOW  
CABIN

MOUNTAIN  
EAR MUFFS  
SNOWBALL

SLED  
SNOWMAN  
SHOVEL

SKIS  
RESCUE

G	E	S	H	O	V	E	L	L	D	S	T
D	S	C	A	E	A	R	M	U	F	F	S
O	N	N	P	F	C	E	L	I	G	M	A
B	O	I	O	G	A	R	S	H	F	S	E
T	W	E	L	W	N	O	T	L	H	K	M
R	U	S	C	U	M	R	L	A	E	C	O
E	C	A	U	Q	O	A	S	B	F	D	U
S	K	I	S	P	B	D	N	E	O	D	N
C	I	F	E	W	T	E	G	C	M	I	T
U	C	O	O	U	G	O	L	F	B	O	A
E	E	N	O	B	V	L	N	A	E	J	I
S	S	C	I	E	C	N	C	D	L	B	N



Read all the books in the series



# CLAUDE

Alex T. Smith

## on Holiday

Claude and Sir Bobblysock have lots of fun when they decide to go on holiday.

Fill in this postcard pretending that you are on holiday.  
You can write about places you've seen, people you've met  
and even something that you've eaten.













*Claude and Sir Bobblysock*

*112 Waggy Avenue*

*The City*

*DOC 5YS*



**Read all the books in the series**




# CLAUDE

Alex T. Smith

## At the Circus

Sir Bobblysock has unravelled himself!  
Can you follow his woolly trail and see which thread is connected to Claude?



9780606090035



# CLAUDE

Lights! Camera! Action!

Alex T. Smith


Create your own movie poster.

1. Decide what your movie is going to be about: is it a monster movie, a mermaid movie, an alien movie, or something else?
2. Give your movie a name and write it at the top of the poster.
3. Draw what is going to happen in your movie – don't forget to add Claude!
4. Add lots of colour to make your poster look exciting and stand out.
5. Draw pictures of your movie stars in the circles at the bottom of the poster.
6. Hang up your movie poster so everyone can admire it.





*Starring*



Don't forget to ask an adult to share your Claude activities on social media

@Alex\_t\_Smith

@HachetteKids



#Claude



### Praise for Alex T. Smith:

*'Illustrated with humour and grace.'* The Sunday Times

*'A wonderful creation for newly independent readers.'* The Bookseller

*'An out-and-out winner.'* Telegraph

*'Quintessentially British humour ... whimsical and charming.'* Financial Times

*'A captivating series.'* Daily Express

*'Quirky illustrations and a truly endearing central character make this a winner for both children and parents.'* World Book Day